


Circular saw blades

With W4F grinding profile

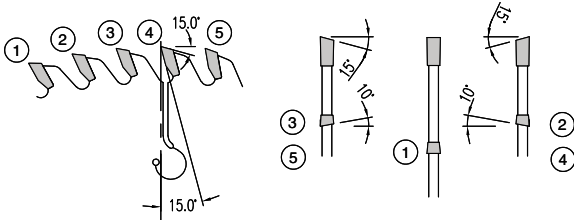
Precision and durability in every cut

This range of circular saw blades has an innovative W4F grinding profile – combining two pairs of alternated tooth bevel with one flat tooth profile – ensuring perfect finishes. With a high number of cutting edges, it guarantees greater efficiency and speed in the cutting process. Developed for cross-cutting solid wood and grooving coated panels, these saw blades are used in a wide range of industries. In cross-cutting applications, due to its reduced cutting thickness and innovative tooth geometry, they reduce cutting pressure and power consumption. In this way, they contribute to energy efficiency and lower operating costs.



TECHNICAL INFORMATION

- Innovative grinding profile.
- Made from highly durable tungsten carbide.



ADVANTAGES


- Smooth surfaces and perfect finishes.
- Tools with a long service life.
- Reduced cutting thickness for cross-cutting applications in solid wood.
- Low energy consumption due to reduced cutting pressure.

APPLICATIONS

- Cross cut of solid wood.
- Grooving coated wood based materials boards.

MACHINES

- Sliding table saw machines and table saws.
- Optimisers.
- CNC machines.





HW

W4F



Circular saw blades for CNC machines

883

D	B	b	d	Z	NL/TK	Máquina	Ref.
100	4.0	2.8	30	30		Weeke BHX	883.100.030.30
	5.0	4.0	30	30		Weeke BHX	883.100.130.30
120	4.0	2.8	20	35		SCM/Morbidelli	883.120.035.20
	5.0	4.0	20	35		SCM/Morbidelli	883.120.135.20
125	4.0	2.8	20	35	4+4/4.5-9.0/35	"SCM/Morbidelli M100+M200"	883.125.035.20
	4.0	2.8	30	35	4+4/5.5-10.5/48	Weeke BHX/BAZ/BOF	883.125.135.30
	5.0	4.0	30	35	4+4/5.5-10.5/48	Weeke BHX/BAZ/BOF	883.125.235.30
240	3.0	2.2	30	75	4+4/5.5-10.5/52	Weeke BHX/BAZ/BOF	883.240.075.30
	3.0	2.2	40	75	4/5.5-10.5/52	Homag BAZ Flex	883.240.075.40



HW

W4F



Circular saw blades for profile cutting

864

D	B	b	d	Z	NL/TK	Ref.
300	3.0	2.2	30	80	NL30	864.300.080.30
350	3.0	2.2	30	100	NL30	864.350.100.30



HW

W4F



Fast cut saw blades

891

D	B	b	d	Z	α	NL/TK	Máquina	Ref.
400	3,0	2,2	30	125 W4F	15°	2/11/60	Dimter	891.400.125.30
450	4,4	3,2	30	140 W4F	10°	2/11/60	Paul	891.450.140.30

D - Cutter diameter
B - Cutter width

b - Body thickness
d - Bore

Z - Edges
 α - Cutting angle

NL - Pinhole
TK - Diameter for pin holes

